

RESEARCH PAPER

## A new approach for the synthesis of 3,4-dihydropyrano[c]chromenes and biscoumarins using {[2,2'-BPyH][C(CN)<sub>3</sub>]<sub>2</sub>} as a bifunctional nanostructured ionic liquid catalyst

Navid Mansouri, Saeed Baghery \*, Mohammad Ali Zolfigol \*

Department of Organic Chemistry, Faculty of Chemistry, Bu-Ali Sina University, Hamedan, Iran

### ARTICLE INFO

#### Article History:

Received 23 February 2018

Accepted 14 June 2018

Published 1 August 2018

#### Keywords:

[2,2'-Bipyridine]-1,1'-dium

tricyanomethanide

3,4-Dihydropyrano[c]chromene

Biscoumarin

Ionic Liquid

Solvent-Free Condition

### ABSTRACT

[2,2'-Bipyridine]-1,1'-dium tricyanomethanide {[2,2'-BPyH][C(CN)<sub>3</sub>]<sub>2</sub>} as a bifunctional nanostructured ionic liquid catalyst (0.5 mol%) was used for the synthesis of 3,4-dihydropyrano[c]chromenes (14 examples) under solvent-free condition at room temperature in high yield (82-91%) and short reaction time. In addition, the described ionic liquid catalyst was also applied for the synthesis of biscoumarins (8 examples) under the same reaction condition in good yield (87-91%) and short reaction time. The {[2,2'-BPyH][C(CN)<sub>3</sub>]<sub>2</sub>} as a catalyst was attained by the reaction of 2,2'-Bipyridine (5 mmol) and 5 mL of an aqueous solution of tricyanomethane (5 mmol) at room temperature for 3 hours. The {[2,2'-BPyH][C(CN)<sub>3</sub>]<sub>2</sub>} as a catalyst was obtained with high purity approved by FTIR, <sup>1</sup>H NMR, <sup>13</sup>C NMR, mass, TG, DTA, XRD, SEM, TEM analyses and melting-point determination. The catalyst was recovered in excellent yield and was used in the revealed reaction 5 times without the need of additional catalyst. The major advantages of the presented procedure are efficient catalysis and good cost efficiency.

### How to cite this article

Mansouri N, Baghery S, Zolfigol MA. A new approach for the synthesis of 3,4-dihydropyrano[c]chromenes and biscoumarins using {[2,2'-BPyH][C(CN)<sub>3</sub>]<sub>2</sub>} as a bifunctional nanostructured ionic liquid catalyst. *Nanochem Res*, 2018; 3(2):170-177.

DOI: 10.22036/ncr.2018.02.006

### INTRODUCTION

Chromenes are substantial components of pharmacologically active compounds, as these systems have shown a wide range of biological activities such as antimicrobial [1,2], central nervous system (CNS) activities [3], antiviral [4], antitumor [5], antiproliferative [6], mutagenicity [7] and inhibitors of influenza virus sialidases [8, 9]. Numerous methods have been reported for the synthesis of 3,4-dihydropyrano[c]chromenes, such as using piperidine and pyridine [10], nanostructured ZnO [11], tetrabutylammonium bromide [12], DBU [13], diammonium hydrogen phosphate [14], K<sub>2</sub>CO<sub>3</sub> under microwave irradiation [15], 1-methylimidazolium tricyanomethanide

{[HMIM]C(CN)<sub>3</sub>} [16-18], AVOPc-MNPs [19, 20, 21] and morpholine [22].

Coumarins occupy a significant place in the realm of natural products and synthetic organic chemistry. They have been used as anticoagulants [23], in the synthesis of insecticides, optical brighteners [24], additives in food and cosmetics [25], dispersed fluorescent and laser dyes [26]. Biscoumarins, the bridge substituted dimers of 4-hydroxycoumarin, have vast potential as anticoagulants [27, 28]. Various procedures have been reported for the synthesis of biscoumarin e.g., sodium dodecyl sulfate (SDS) [29], heteropolyacids [30], [bmim]BF<sub>4</sub> [31] CuO-CeO<sub>2</sub> [32], molecular iodine [33], {Fe<sub>3</sub>O<sub>4</sub>@SiO<sub>2</sub>-(CH<sub>2</sub>)<sub>3</sub>semicarbazide-SO<sub>3</sub>H/HCl} [34], phosphotungstic acid [35] and

\* Corresponding Author Email: [zolfi@basu.ac.ir](mailto:zolfi@basu.ac.ir)  
[saadybaghery@yahoo.com](mailto:saadybaghery@yahoo.com)

sonochemical condition [36].

Ionic liquids (ILs) have received increasing attention because of their exclusive characteristics as solvents: non-flammability, broad use temperature ranges, ionic conductivity, low vapor pressure and thermal stability [37-40]. These liquids are principally derived from organic cationic cores and non-coordinating anions that together form salts with weak interionic interactions that lower melting points to near room temperature [41].

In continuation of our studies in designing the ionic liquid catalyst and multi component reactions [16-21], we report here a solvent-free synthesis of 3,4-dihydropyrano[c]chromenes and biscoumarins in high isolated yield using 0.5 mol% of [2,2'-bipyridine]-1,1'-dium tricyanomethanide  $\{[2,2'\text{-BPyH}][\text{C}(\text{CN})_3]_2\}$  [42] as a bifunctional nanostructured ionic liquid catalyst at room temperature (Scheme 1). The IL could be recycled and effectively reused for five subsequent runs. The procedure holds well without the need of additional catalyst.

## EXPERIMENT

### General information

The materials were purchased from Merck, Fluka and Sigma-Aldrich and used without any additional purification. All reactions were monitored *via* thin layer chromatography (TLC) on gel F254 plates. Fourier transform-infrared spectra of the samples were recorded on a Perkin-Elmer FT-IR spectrometer 17259 using KBr disks. NMR spectroscopy ( $^1\text{H}$  NMR 250 MHz and  $^{13}\text{C}$  NMR 62) was studied in pure deuterated DMSO with tetramethylsilane (TMS) as the internal standard.

*General procedure for the synthesis of [2,2'-bipyridine]-1,1'-dium tricyanomethanide  $\{[2,2'\text{-BPyH}][\text{C}(\text{CN})_3]_2\}$ .*

2,2'-Bipyridine (5 mmol; 0.781 g) was added to 5 mL of an aqueous solution of tricyanomethane

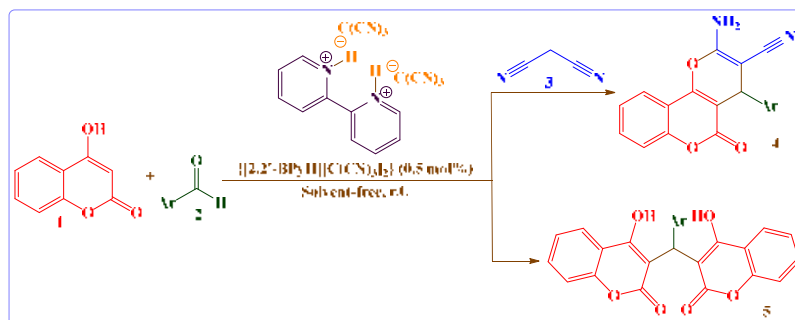
(5 mmol; 0.455 g) and stirred at room temperature for 3 h. Subsequently, the solvent was evaporated by distillation under reduced pressure and the brown residue was dried under vacuum at 100 °C for 3 h. A brown solid produced which was filtered, washed with diethyl ether three times and dried under vacuum. The [2,2'-bipyridine]-1,1'-dium tricyanomethanide  $\{[2,2'\text{-BPyH}][\text{C}(\text{CN})_3]_2\}$  catalyst was obtained with high purity approved by FTIR,  $^1\text{H}$  NMR,  $^{13}\text{C}$  NMR, mass, TG, DTA, XRD, SEM, TEM analyses and melting-point determination [42].

*General procedure for the synthesis of 3,4-dihydropyrano[c]chromenes.*

$\{[2,2'\text{-BPyH}][\text{C}(\text{CN})_3]_2\}$  as a NIL catalyst (0.5 mol%; 0.0017 g) was added to a mixture of various aldehyde (1 mmol), 4-hydroxycoumarin (1 mmol; 0.162 g) and malononitrile (1 mmol; 0.079 g) under solvent-free condition at room temperature for an appropriate time (Table 2). After completion of the reaction examined by TLC (*n*-hexane/ethyl acetate: 5/2), ethyl acetate (10 mL) was added to the reaction mixture, stirred and refluxed for 5 min, and then washed with water (10 mL) and decanted to separate catalyst from the other materials (the reaction mixture was soluble in hot ethyl acetate and NIL catalyst was soluble in water). The solvent of organic layer was also removed and the crude product was recrystallized in ethanol.

*General procedure for the synthesis of biscoumarins.*

$\{[2,2'\text{-BPyH}][\text{C}(\text{CN})_3]_2\}$  as a NIL catalyst (0.5 mol%; 0.0017 g) was added to the mixture of various aldehyde (1 mmol) and 4-hydroxycoumarin (2 mmol; 0.324 g) under solvent-free condition at room temperature for an appropriate time (Table 4). After completion of the reaction monitored by TLC (*n*-hexane/ethyl acetate: 5/2), ethyl acetate (10 mL) was added to the reaction mixture, stirred and



Scheme 1. Synthesis of 3,4-dihydropyrano[c]chromenes and biscoumarins using  $\{[2,2'\text{-BPyH}][\text{C}(\text{CN})_3]_2\}$  as a NIL catalyst.

refluxed for 5 min, and then washed with water (10 mL) and decanted to separate catalyst from the other materials (the reaction mixture was soluble in hot ethyl acetate and NIL catalyst was soluble in water). The solvent of organic layer was removed and the crude product was recrystallized in ethanol.

## RESULTS AND DISCUSSION

*Application of {[2,2'-BPyH][C(CN)<sub>3</sub>]<sub>2</sub>} as a NIL catalyst for the synthesis of 3,4-dihydropyrano[c]chromenes.*

Firstly, we screened several solvents for the synthesis of 3,4-dihydropyrano[c]chromene from 4-nitrobenzaldehyde, 4-hydroxycoumarin and malononitrile. In solvent-free condition, the related product was obtained with the best yield (Table 1,

entries 3 and 6). The reactions in ethyl acetate afforded very poor yields whilst using the mentioned NIL in *n*-hexane and toluene could not effectively catalyze the reaction. The effect of catalyst loading was also examined (Table 1, entries 3-16). It was found that 0.5 mol% of NIL catalyst was sufficient to proceed the reaction to completion and a 91% yield was obtained (Table 1, entry 3). Higher amounts of the catalyst provided the same results. Finally, the effect of temperature on the rate of the reaction was studied (Table 1, Entries 1-9). It was found that the reaction at room temperature gave the best yield (Table 1, Entries 3 and 6).

<sup>a</sup>Reaction condition: 4-Nitrobenzaldehyde (1 mmol; 0.151 g), 4-hydroxycoumarin (1 mmol; 0.162 g), malononitrile (1.2 mmol; 0.079 g);

Table 1. Optimizing the reaction condition in the synthesis of 3,4-dihydropyrano[c]chromenes.<sup>a</sup>

Entry	Catalyst amount (mol%)	Solvent	Temperature (°C)	Time (min)	Yield <sup>b</sup> (%)
1	—	Solvent-free	r.t.	60	Trace
2	—	Solvent-free	100	50	Trace
3	0.5	Solvent-free	r.t.	10	91
4	0.5	Solvent-free	50	10	91
5	0.5	Solvent-free	100	10	91
6	1	Solvent-free	r.t.	10	91
7	1	Solvent-free	100	10	91
8	2	Solvent-free	r.t.	10	87
9	2	Solvent-free	100	10	87
10	0.5	Ethyl acetate	r.t.	30	38
11	0.5	C <sub>2</sub> H <sub>5</sub> OH	r.t.	15	87
12	0.5	CH <sub>3</sub> CN	r.t.	25	82
13	0.5	CH <sub>3</sub> OH	r.t.	15	86
14	0.5	CH <sub>2</sub> Cl <sub>2</sub>	r.t.	12	86
15	0.5	<i>n</i> -Hexane	r.t.	10	63
16	0.5	Toluene	r.t.	20	65

<sup>a</sup>Reaction condition: 4-Nitrobenzaldehyde (1 mmol; 0.151 g), 4-hydroxycoumarin (1 mmol; 0.162 g), malononitrile (1.2 mmol; 0.079 g)

<sup>b</sup>Isolated yield.

Table 2. Synthesis of 3,4-dihydropyrano[c]chromenes using {[2,2'-BPyH][C(CN)<sub>3</sub>]<sub>2</sub>}.<sup>a</sup>

Entry	Aldehyde	Time (min)	Yield <sup>b</sup> (%)	M.p. (°C) [Lit.] (Color) Ref.
1	4-Nitrobenzaldehyde	10	91	269-271 [258-260] (Yellow) [43]
2	4-Chlorobenzaldehyde	12	90	270-272 [256-258] (White) [29]
3	3-Nitrobenzaldehyde	12	89	270-272 [262-264] (White) [43]
4	2-Chlorobenzaldehyde	15	89	268-270 [266-268] (White) [44]
5	4-Dimethylaminobenzaldehyde	18	89	265-267 [2665-267] (Yellow) [29]
6	2-Methoxybenzaldehyde	20	88	248-250 [274-276] (White) [45]
7	4-Methylbenzaldehyde	15	87	254-256 [259-260] (White) [43]
8	4-Hydroxybenzaldehyde	15	85	261-263 [260-263] (White) [43]
9	3-Hydroxybenzaldehyde	18	84	248-250 [269-270] (White) [43]
10	4-Flouorobenzaldehyde	15	91	259-261 [260-262] (White) [29]
11	Thiophene-2-carbaldehyde	15	83	245-247 [245-247] (White) [16]
12	Furfural	15	83	224-226 [223-225] (Cream) [16]
13	Cinnamaldehyde	20	82	188-190 [187-189] (Yellow) [19]
14	Benzaldehyde	20	87	245-247 [256-258] (White) [43]

<sup>a</sup>Reaction condition: Aldehyde (1 mmol), 4-hydroxycoumarin (1 mmol; 0.162 g), malononitrile (1.2 mmol; 0.079 g), {[2,2'-BPyH][C(CN)<sub>3</sub>]<sub>2</sub>} (0.5 mol%; 0.0017 g), solvent-free, r.t.; <sup>b</sup>Isolated yield.

<sup>b</sup>Isolated yield.

The scope and limitations of the reaction were examined under the optimized conditions. It was realized that this process is appropriate to a wide range of aromatic aldehydes including electron-withdrawing and electron-donating groups, providing an easy access to 3,4-dihydropyrano[*c*]chromenes with good to excellent yields. The results are summarized in Table 2.

The reusability of the catalyst is a significant indicator from environmental points of view. For this reason, the reusability of  $\{[2,2'\text{-BPyH}][\text{C}(\text{CN})_3]_2\}$  was examined in the reaction of 4-nitrobenzaldehyde, 4-hydroxycoumarin and malononitrile under the optimized reaction

condition. It was found that the NIL catalyst could be reused five times and the products were attained in 91, 91, 90, 89 and 87% yield respectively.

A possible mechanism for the synthesis of 3,4-dihydropyrano[*c*]chromene (4) was displayed in Scheme 2 [10-26]. Firstly,  $\{[2,2'\text{-BPyH}][\text{C}(\text{CN})_3]_2\}$  activates the carbonyl group of aldehyde (1) and malononitrile (3). The Knoevenagel condensation of (2) and (3) was occurred to form the arylidene malononitrile (6). Then, 4-hydroxycoumarin (1) tolerates nucleophilic attack to (6) giving the Michael addition adduct (7). The Michael adduct (7) is cyclized to provide compound (8) and then tautomerized to afford the fully conjugated 3,4-dihydropyrano[*c*]chromene (4).

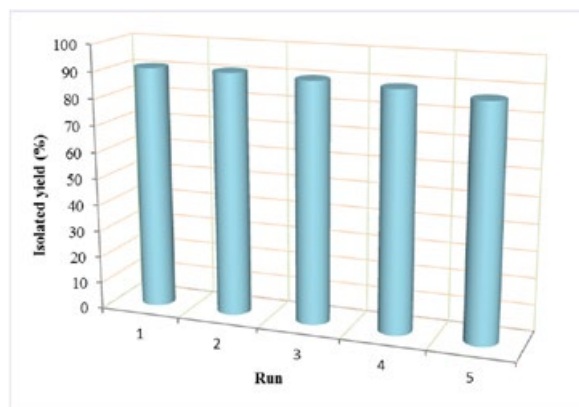
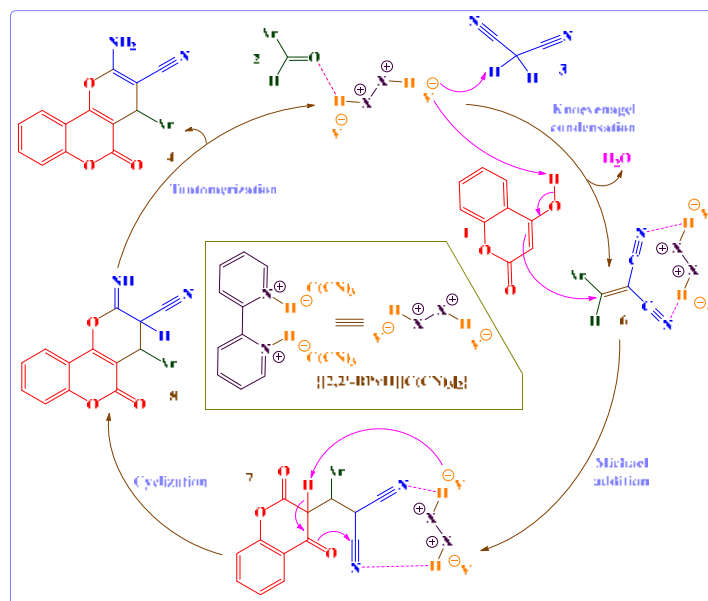


Fig. 1. Reusability of  $\{[2,2'\text{-BPyH}][\text{C}(\text{CN})_3]_2\}$  in the synthesis of 3,4-dihydropyrano[*c*]chromene for the model reaction in 10 min.



Scheme 2. Proposed mechanism for the synthesis of 3,4-dihydropyrano[*c*]chromenes using  $\{[2,2'\text{-BPyH}][\text{C}(\text{CN})_3]_2\}$ .

Application of  $\{[2,2'\text{-BPyH}][\text{C}(\text{CN})_3]_2\}$  as a NIL catalyst for the synthesis of biscoumarins.

In order to optimize the reaction condition, different experimental parameters were investigated. As seen from Table 3, 0.5 mol% of NIL catalyst was found to be the optimum amount (Table 3, entries 3-5). There was no important change in the yield

of products when larger amounts of NIL catalyst were used (Table 3, entries 6-9). The effect of temperature was studied by performing the model reaction at room temperature, 50 °C and 100 °C. The best result was attained at room temperature (Table 3, entry 3). Finally, reaction was examined in common organic solvents with varying polarities

Table 3. Optimizing the reaction condition in the synthesis of biscoumarins.<sup>a</sup>

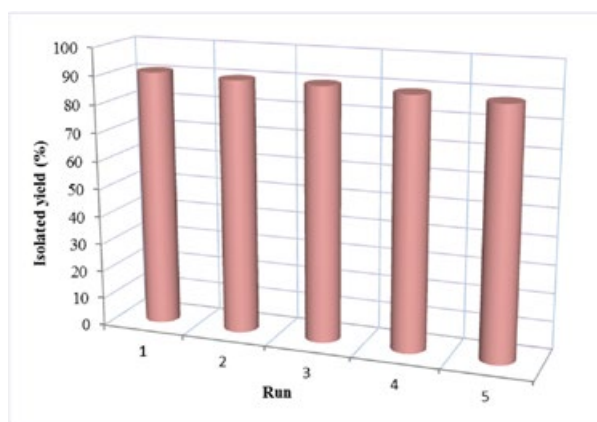
Entry	Catalyst amount (mol%)	Solvent	Temperature (°C)	Time (min)	Yield <sup>b</sup> (%)
1	—	Solvent-free	r.t.	60	8
2	—	Solvent-free	100	60	7
3	0.5	Solvent-free	r.t.	10	91
4	0.5	Solvent-free	50	10	91
5	0.5	Solvent-free	100	10	91
6	1	Solvent-free	r.t.	10	91
7	1	Solvent-free	100	10	91
8	2	Solvent-free	r.t.	10	88
9	2	Solvent-free	100	10	88
10	0.5	C <sub>2</sub> H <sub>5</sub> OH	r.t.	20	88
11	0.5	CH <sub>3</sub> OH	r.t.	25	88
12	0.5	CH <sub>2</sub> Cl <sub>2</sub>	r.t.	20	86
13	0.5	<i>n</i> -Hexane	r.t.	20	60
14	0.5	Toluene	r.t.	30	68

<sup>a</sup>Reaction condition: 4-Nitrobenzaldehyde (1 mmol; 0.151 g), 4-hydroxycoumarin (2 mmol; 0.324 g); <sup>b</sup>Isolated yield.

Table 4. Synthesis of biscoumarins using  $\{[2,2'\text{-BPyH}][\text{C}(\text{CN})_3]_2\}$ .<sup>a</sup>

Entry	Aldehyde	Time (min)	Yield <sup>b</sup> (%)	M.p. (°C) [Lit.] (Color) Ref.
1	4-Nitrobenzaldehyde	10	91	234-236 [232-234] (White) [43]
2	4-Chlorobenzaldehyde	10	92	260-262 [257-259] (White) [43]
3	4-Hydroxybenzaldehyde	20	87	228-230 [228-230] (Yellow) [43]
4	3-Nitrobenzaldehyde	12	90	233-235 [212-215] (White) [43]
5	2-Chlorobenzaldehyde	12	90	270-272 [224-226] (White) [46]
6	4-Dimethylaminobenzaldehyde	15	90	219-221 [222-224] (Pink) [29]
7	4-Methylbenzaldehyde	10	90	264-266 [269-270] (White) [43]
8	Furfural	15	88	194-196 [200-202] (Brown) [46]

<sup>a</sup>Reaction condition: Aldehyde (1 mmol), 4-hydroxycoumarin (2 mmol; 0.324 g),  $\{[2,2'\text{-BPyH}][\text{C}(\text{CN})_3]_2\}$  (0.5 mol%; 0.0017 g), solvent-free, r.t.; <sup>b</sup>Isolated yield.

Fig. 2. Reusability of  $\{[2,2'\text{-BPyH}][\text{C}(\text{CN})_3]_2\}$  in the synthesis of biscoumarin for the model reaction in 10 min.

(Table 3, entries 10-14).

To evaluate the efficacy and scope, 4-hydroxycoumarin was reacted with several aldehydes. The results are presented in Table 4, showing that all reactions proceeded efficiently, and the desired products were produced at high yield and short reaction time. The effect of electron-withdrawing substituents, electron-releasing substituents and halogens on the aromatic ring of aldehydes on the reaction results was studied. As seen in Table 4, electron-withdrawing substituents and halogens had no significant effect on the yield and reaction time. However, electron-releasing groups slightly decreased the yield and increased the reaction time.

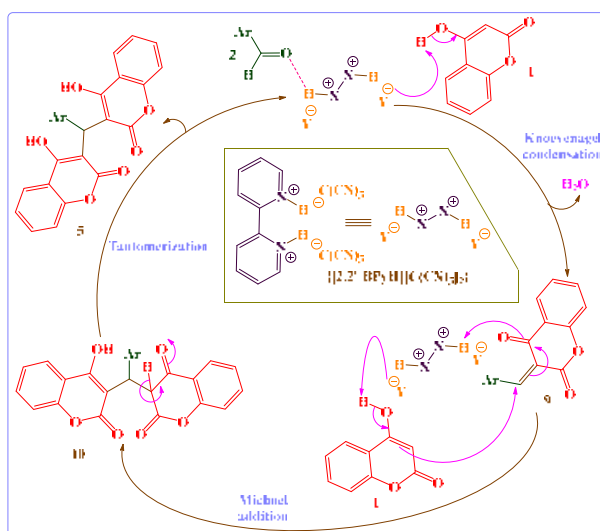
The recyclability of the catalyst in the reaction of 4-nitrobenzaldehyde and 4-hydroxycoumarin in the presence of  $\{[2,2'\text{-BPyH}][\text{C}(\text{CN})_3]_2\}$  was

examined (Fig. 2). The separated catalyst was used in the revealed reaction 5 times and the products were obtained in 91, 90, 90, 89 and 88% yield, respectively.

A proposed mechanism for the synthesis of biscoumarins is shown in Scheme 3 [33-40]. Firstly  $\{[2,2'\text{-BPyH}][\text{C}(\text{CN})_3]_2\}$  activates the carbonyl group of the aromatic aldehyde (2). Then, Knoevenagel condensation occurred by nucleophilic attack of activated 4-hydroxycoumarin (1) to activate aldehyde (2) and reaction followed *via* elimination of one  $\text{H}_2\text{O}$  molecule formed in intermediate (9). Then, NIL catalyst activates the carbonyl group of the intermediate (9) and nucleophilic attack of the second equivalent of activated 4-hydroxycoumarin (1) by Michael addition produces  $\alpha,\beta$ -unsaturated ketone (intermediate 10). In the final step intermediate

Table 5. Comparison of the results of the condensation reaction of 4-chlorobenzaldehyde with 4-hydroxycoumarin catalyzed by  $\{[2,2'\text{-BPyH}][\text{C}(\text{CN})_3]_2\}$  with those attained by the reported catalysts.

Entry	Reaction condition	Amount of catalyst	Time (min)	Yield (%)	[Ref.]
1	$\{[2,2'\text{-BPyH}][\text{C}(\text{CN})_3]_2\}$ , Solvent-free, r.t.	0.5 mol%	10	92	This work
2	TBAB, $\text{H}_2\text{O}$ , 100 °C	10 mol%	30	95	[12]
3	TBAB, Solvent-free, 100 °C	10 mol%	20	87	[12]
4	$[\text{MIM}(\text{CH}_2)_4\text{SO}_3\text{H}][\text{HSO}_4]$ , Solvent-free, 80 °C	15 mol%	25	93	[47]
5	Catalyst-free, microwave (time: 5 min; power: 75%), $\text{C}_2\text{H}_5\text{OH}$	—	300	35	[29]
6	Catalyst-free, microwave (time: 5 min; power: 75%), silica-gel supported	—	300	87	[29]
7	Catalyst-free, conventional ( $\Delta$ )	—	300	84	[29]
8	SDS, $\text{H}_2\text{O}$ , 60 °C	20 mol%	150	93	[29]
9	$\{\text{Fe}_3\text{O}_4@\text{SiO}_2@(\text{CH}_2)_3\text{Semicarbazide-SO}_3\text{H/Cl}\}$ MNPs, Solvent-free, 80 °C	10 mg	20	80	[34]



Scheme 3. Proposed mechanism for the synthesis of biscoumarins using  $\{[2,2'\text{-BPyH}][\text{C}(\text{CN})_3]_2\}$ .

(10) was tautomerized to its corresponding biscoumarin (5).

The efficiency of  $\{[2,2'\text{-BPyH}][\text{C}(\text{CN})_3]_2\}$  as a catalyst in the synthesis of biscoumarins was investigated in comparison with some other catalysts. To this end, the reaction of 4-chlorobenzaldehyde with 4-hydroxycoumarin was studied in the presence of these catalysts (Table 5). As revealed in Table 5, the synthesis of biscoumarins using  $\{[2,2'\text{-BPyH}][\text{C}(\text{CN})_3]_2\}$  as a catalyst was resulted in the best results for this reaction.

## CONCLUSION

We have described a convenient methodology for the synthesis of 3,4-dihydropyrano[c]chromene and biscoumarin in the presence of  $\{[2,2'\text{-BPyH}][\text{C}(\text{CN})_3]_2\}$  as a recyclable and efficient NIL catalyst (0.5 mol%) under solvent-free condition at room temperature in high yield and short reaction time. The major advantages of the presented methodology are simplicity provided, operational simplicity and green process avoiding hazardous organic solvents.

## ACKNOWLEDGEMENTS

We thank Bu-Ali Sina University and Iran National Science Foundation (INSF) for financial support (Grant Number: 940124), and National Elites Foundation to our research groups.

## CONFLICT OF INTEREST

The authors declare that there is no conflict of interests regarding the publication of this manuscript.

## REFERENCES

1. Khafagy MM, Abd El-Wahab AHE, Eid FA, El-Agrody AM. Synthesis of halogen derivatives of benzo[h]chromene and benzo[a]anthracene with promising antimicrobial activities. *Il Farmaco*. 2002;57(9):715-22.
2. Bedair AH, Emam HA, El-Hady NA, Ahmed KAR, El-Agrody AM. Synthesis and antimicrobial activities of novel naphtho[2,1-b]pyran, pyrano[2,3-d]pyrimidine and pyrano[3,2-e][1,2,4]triazolo[2,3-c]-pyrimidine derivatives. *Il Farmaco*. 2001;56(12):965-73.
3. Eiden F, Denk F. [Synthesis of CNS-activity of pyran derivatives: 6,8-dioxabicyclo(3,2,1)octane]. *Arch Pharm (Weinheim)*. 1991; 324(6): 353-4.
4. Martínez-Grau A, Marco J. Friedländer reaction on 2-amino-3-cyano-4H-pyrans: Synthesis of derivatives of 4H-pyran [2,3-b] quinoline, new tacrine analogues. *Bioorganic & Medicinal Chemistry Letters*. 1997;7(24):3165-70.
5. Mohr SJ, Chirigos MA, Fuhrman FS, Pryor JW. Pyran Copolymer as an Effective Adjuvant to Chemotherapy against a Murine Leukemia and Solid Tumor. *Cancer Research*. 1975; 35(12): 3750.
6. Dell C, Smith C, inventors Antiproliferative derivatives of 4H-naphtho [1, 2-b] pyran and process for their preparation patent EP, 537 949. 1993.
7. Hiramoto K, Nasuhara A, Michikoshi K, Kato T, Kikugawa K. DNA strand-breaking activity and mutagenicity of 2,3-dihydro-3,5-dihydroxy-6-methyl-4H-pyran-4-one (DDMP), a Maillard reaction product of glucose and glycine. *Mutation Research/Genetic Toxicology and Environmental Mutagenesis*. 1997;395(1):47-56.
8. Smith PW, Sollis SL, Howes PD, Cherry PC, Starkey ID, Cobley KN, et al. Dihydropyranocarboxamides Related to Zanamivir: A New Series of Inhibitors of Influenza Virus Sialidases. 1. Discovery, Synthesis, Biological Activity, and Structure-Activity Relationships of 4-Guanidino- and 4-Amino-4H-pyran-6-carboxamides. *Journal of Medicinal Chemistry*. 1998;41(6):787-97.
9. Taylor NR, Cleasby A, Singh O, Skarzynski T, Wonacott AJ, Smith PW, et al. Dihydropyranocarboxamides Related to Zanamivir: A New Series of Inhibitors of Influenza Virus Sialidases. 2. Crystallographic and Molecular Modeling Study of Complexes of 4-Amino-4H-pyran-6-carboxamides and Sialidase from Influenza Virus Types A and B. *Journal of Medicinal Chemistry*. 1998;41(6):798-807.
10. Shaker RM. Synthesis and reactions of some new 4H-pyrano[3,2-c]benzopyran-5-one derivatives and their potential biological activities. *Pharmazie*. 1996; 51(3): 148-51.
11. Paul S, Bhattacharyya P, Das AR. One-pot synthesis of dihydropyrano[2,3-c]chromenes via a three component coupling of aromatic aldehydes, malononitrile, and 3-hydroxycoumarin catalyzed by nano-structured ZnO in water: a green protocol. *Tetrahedron Letters*. 2011;52(36):4636-41.
12. Khurana JM, Kumar S. Tetrabutylammonium bromide (TBAB): a neutral and efficient catalyst for the synthesis of biscoumarin and 3,4-dihydropyrano[c]chromene derivatives in water and solvent-free conditions. *Tetrahedron Letters*. 2009;50(28):4125-7.
13. Khurana JM, Nand B, Saluja P. DBU: a highly efficient catalyst for one-pot synthesis of substituted 3,4-dihydropyrano[3,2-c]chromenes, dihydropyrano[4,3-b]pyranes, 2-amino-4H-benzo[h]chromenes and 2-amino-4H benzo[g]chromenes in aqueous medium. *Tetrahedron*. 2010;66(30):5637-41.
14. Abdolmohammadi S, Balalaie S. Novel and efficient catalysts for the one-pot synthesis of 3,4-dihydropyrano[c]chromene derivatives in aqueous media. *Tetrahedron Letters*. 2007;48(18):3299-303.
15. Kidwai M, Saxena S. Convenient Preparation of Pyrano Benzopyranes in Aqueous Media. *Synthetic Communications*. 2006;36(18):2737-42.
16. Zolfigol MA, Bahrami-Nejad N, Afsharnadery F, Baghery S. 1-Methylimidazolium tricyanomethanide  $\{[\text{HMIM}][\text{C}(\text{CN})_3]_2\}$  as a nano structure and reusable molten salt catalyst for the synthesis of tetrahydrobenzo[ b ]pyrans via tandem Knoevenagel-Michael cyclocondensation and 3,4-dihydropyrano[ c ]chromene derivatives. *Journal of Molecular Liquids*. 2016;221:851-9.
17. Baghery S, Zolfigol MA. 3,6-Dioxaoctamethylenediamminium trifluoromethanesulfonate  $[\text{3,6-DOMDA}][\text{OTf}]$  as a novel ionic liquid catalyst for the synthesis of functionalized 1,4-dihydropyridines. *Journal of Molecular Liquids*. 2017;232:174-81.

18. Baghery S, Zolfigol M, Schirhagl R, Hasani M. Application of Triphenylammonium Tricyanomethanide as an Efficient and Recyclable Nanostructured Molten-Salt Catalyst for the Synthesis of N-Benzylidene-2-arylimidazo[1,2-a]pyridin-3-amines. *Synlett*. 2017;28(10):1173-6.
19. Safaiee M, Zolfigol MA, Afsharnadery F, Baghery S. Synthesis of a novel dendrimer core of oxo-vanadium phthalocyanine magnetic nano particles: as an efficient catalyst for the synthesis of 3,4-dihydropyrano[c]chromenes derivatives under green condition. *RSC Advances*. 2015;5(124):102340-9.
20. Zolfigol MA, Yarie M, Baghery S. [4,4'-Bipyridine]-1,1'-dium tricyanomethanide as a nanostructured molten salt and its catalytic application in the synthesis of tetrahydrobenzo[ b ]pyrans, amido and aminoalkyl naphthol derivatives. *Journal of Molecular Liquids*. 2016;222:923-32.
21. Zolfigol M, Yarie M, Baghery S. Application of  $\{[4,4'-\text{BPyH}][\text{C}(\text{CN})_3]_2\}$  as a Bifunctional Nanostructured Molten Salt Catalyst for the Preparation of 2-Amino-4H-chromene Derivatives under Solvent-Free and Benign Conditions. *Synlett*. 2016;27(09):1418-22.
22. Heravi MM, Zakeri M, Mohammadi N. Morpholine Catalyzed One-pot Multicomponent Synthesis of Compounds Containing Chromene Core in Water. *Chinese Journal of Chemistry*. 2011;29(6):1163-6.
23. Singer LA, Kong NP. Vinyl Radicals. Stereoselectivity in Hydrogen Atom Transfer to Equilibrated Isomeric Vinyl Radicals. *Journal of the American Chemical Society*. 1966;88(22):5213-9.
24. Zahradník M. The production and application of fluorescent brightening agents. New York Wiley and Sons; 1982. 148 p.
25. Richard O'Kennedy RDT. Coumarins: Biology, Applications and Mode of Action: Wiley and Sons; 1997.
26. Harborne JB. The Natural Coumarins: Occurrence, Chemistry and Biochemistry(Book). Plant, Cell & Environment. 1982;5(6):435-6.
27. Appendino G, Cravotto G, Tagliapietra S, Ferraro S, Nano GM, Palmisano G. The chemistry of coumarin derivatives. Part 3. Synthesis of 3-alkyl-4-hydroxycoumarins by reductive fragmentation of 3,3'-alkylidene-4,4'-dihydroxybis[ coumarins]. *Helvetica Chimica Acta*. 1991;74(7):1451-8.
28. Manolov I, Maichle-Moessmer C, Danchev N. Synthesis, structure, toxicological and pharmacological investigations of 4-hydroxycoumarin derivatives. *European Journal of Medicinal Chemistry*. 2006;41(7):882-90.
29. Mehrabi H, Abusaidi H. Synthesis of biscoumarin and 3,4-dihydropyrano[c]chromene derivatives catalysed by sodium dodecyl sulfate (SDS) in neat water. *Journal of the Iranian Chemical Society*. 2010;7(4):890-4.
30. Heravi MM, Sadjadi S, Haj NM, Oskooie HA, Bamoharram FF. Role of various heteropolyacids in the reaction of 4-hydroxycoumarin, aldehydes and ethylcyanoacetate. *Catalysis Communications*. 2009;10(13):1643-6.
31. Khurana JM, Kumar S. Ionic liquid: an efficient and recyclable medium for the synthesis of octahydroquinazolinone and biscoumarin derivatives. *Monatshefte für Chemie - Chemical Monthly*. 2010;141(5):561-4.
32. Albadi J, Mansournezhad A, Salehnasab S. Green synthesis of biscoumarin derivatives catalyzed by recyclable CuO-CeO<sub>2</sub> nanocomposite catalyst in water. *Research on Chemical Intermediates*. 2014;41(8):5713-21.
33. Kidwai M, Bansal V, Mothra P, Saxena S, Somvanshi RK, Dey S, et al. Molecular iodine: A versatile catalyst for the synthesis of bis(4-hydroxycoumarin) methanes in water. *Journal of Molecular Catalysis A: Chemical*. 2007;268(1-2):76-81.
34. Zolfigol MA, Ayazi-Nasrabadi R, Baghery S. Synthesis of the first nanomagnetic particles with semicarbazide-based acidic ionic liquid tag: an efficient catalyst for the synthesis of 3,3'-(arylmethylene)bis(4-hydroxycoumarin) and 1-carbamato-alkyl-2-naphthol derivatives under mild and green condition. *Applied Organometallic Chemistry*. 2016;30(7):500-9.
35. Singh P, Kumar P, Katyal A, Kalra R, Dass SK, Prakash S, et al. Phosphotungstic Acid: An Efficient Catalyst for the Aqueous Phase Synthesis of Bis-(4-hydroxycoumarin-3-yl)methanes. *Catalysis Letters*. 2009;134(3-4):303-8.
36. Cravotto G, Nano GM, Palmisano G, Tagliapietra S. The Reactivity of 4-Hydroxycoumarin under Heterogeneous High-Intensity Sonochemical Conditions. *Synthesis*. 2003; 2003(08): 1286-91.
37. Wang Y, Voth GA. Unique Spatial Heterogeneity in Ionic Liquids. *Journal of the American Chemical Society*. 2005;127(35):12192-3.
38. Krossing I, Slattery JM, Dagueuet C, Dyson PJ, Oleinikova A, Weingärtner H. Why Are Ionic Liquids Liquid? A Simple Explanation Based on Lattice and Solvation Energies. *Journal of the American Chemical Society*. 2006;128(41):13427-34.
39. Santos LMNBF, Canongia Lopes JN, Coutinho JAP, Esperança JMSS, Gomes LR, Marrucho IM, et al. Ionic Liquids: First Direct Determination of their Cohesive Energy. *Journal of the American Chemical Society*. 2007;129(2):284-5.
40. Winterton N. Solubilization of polymers by ionic liquids. *Journal of Materials Chemistry*. 2006;16(44):4281.
41. Gao L, McCarthy TJ. Ionic Liquids Are Useful Contact Angle Probe Fluids. *Journal of the American Chemical Society*. 2007;129(13):3804-5.
42. Zolfigol M, Mansouri N, Baghery S. Synthesis of [2,2'-Bipyridine]-1,1'-dium Tricyanomethanide as a Bifunctional Nanostructured Ionic Liquid: Application to the Synthesis of 2-Aryl-5-methyl-2,3-dihydro-1H-3-pyrazolone Derivatives. *Synlett*. 2016;27(10):1511-5.
43. Niknam K, Jamali A. Silica-Bonded N-Propylpiperazine Sodium n-Propionate as Recyclable Basic Catalyst for Synthesis of 3,4-Dihydropyrano[c]chromene Derivatives and Biscoumarins. *Chinese Journal of Catalysis*. 2012;33(11-12):1840-9.
44. Shi Da-Qing, Wang Jing, Zhuang Qi-Ya, Wang Xiang-Shan. Three-Component One-Pot Synthesis of 1,6-Dioxo-5-oxo-1,4,5,6-tetrahydrophenanthrene Derivatives in Aqueous Media. *Chin J Org Chem*. 2006; 26(05): 643-7.
45. Mohammadi Ziarani G, Badii A, Azizi M, Zarabadi P. Synthesis of 3, 4-dihydropyrano [c] chromene derivatives using sulfonic acid functionalized silica (SiO<sub>2</sub>PrSO<sub>3</sub>H). *Iranian Journal of Chemistry and Chemical Engineering (IJCCE)*. 2011; 30(2): 59-65.
46. Karimian R, Piri F, Safari A, Davarpanah S. One-pot and chemoselective synthesis of bis(4-hydroxycoumarin) derivatives catalyzed by nano silica chloride. *Journal of Nanostructure in Chemistry*. 2013;3(1):52.
47. Tavakoli-Hoseini N, Heravi MM, Bamoharram FF, Davoodnia A, Ghassemzadeh M. An unexpected tetracyclic product isolated during the synthesis of biscoumarins catalyzed by [MIM(CH<sub>2</sub>)<sub>4</sub>SO<sub>3</sub>H][HSO<sub>4</sub>]: Characterization and X-ray crystal structure of 7-(2-hydroxy-4-oxo-4H-chromen-3-yl)-6H,7H-chromeno[4,3-b]chromen-6-one. *Journal of Molecular Liquids*. 2011;163(3):122-7.